

Free School Meals Over Time

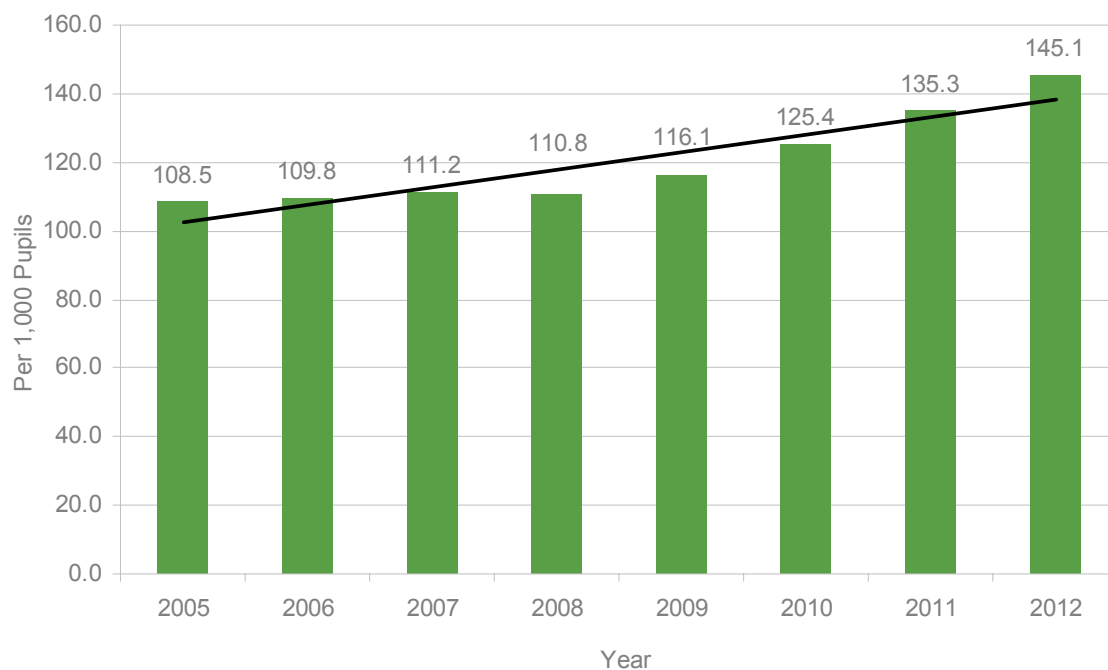
This report analyses free school meal data provided for the production of the Social Atlas between 2005 and 2012. Data in this report refers to pupils claiming free school meals that live and study in Milton Keynes.

Borough level data over time

Uptake of this benefit has risen overall over time. Between 2005 and 2012 the number of pupils claiming free school meals increased by 73% from 3,397 to 5,895 pupils.

Looking at the rate per 1,000 pupils (to adjust for the growth in numbers because of the population growth) the trend is also upwards. Between 2005 and 2008 the growth was slow (+2%) then between 2008 and 2012 the growth was much faster (31%).

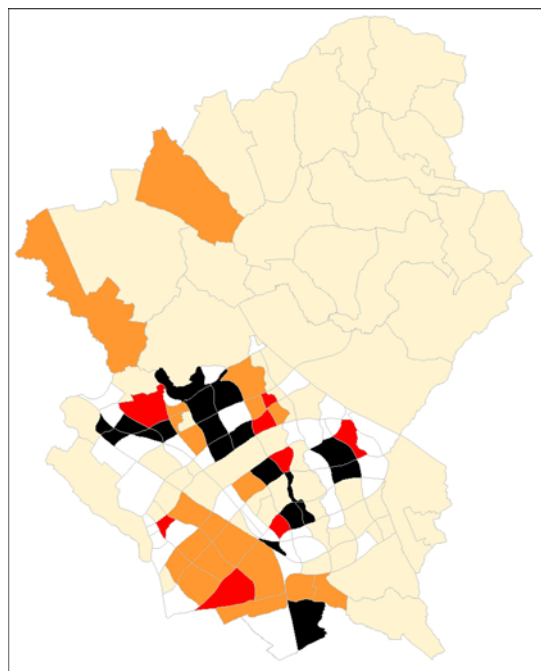
Figure 1: Rate of Free School Meal uptake over time, Milton Keynes borough average per 1,000 pupils



Estate and Settlement level over time

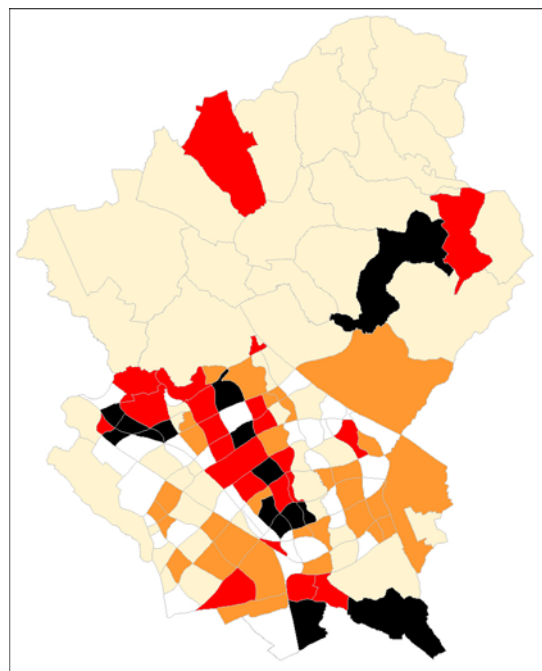
The pattern of free school meal claimants is not uniform across the borough. Some estates have significantly above average proportions of claimants. The maps below show the rates per 1,000 pupils for estates in 2005 and 2012. They outline Netherfield, Fullers Slade and Beanhill amongst others all show up in the highest category in both years.

Map 1: Rate of free school meal claimants 2005



50% higher than the MK average or greater
 Above the MK average and up to 50% higher
 Between half the MK Average and the average
 Less than half the MK average

Map 2: Rate of free school meal claimants 2012



50% higher than the MK average or greater
 Above the MK average and up to 50% higher
 Between half the MK Average and the average
 Less than half the MK average

Table 1 shows the top ten estates between 2005 and 2012. It outlines that Netherfield, Fishermead, and Beanhill all rank highly throughout 2005-2012. Netherfield has been in the top five for all eight years.

Table 1: Rank of estates for free school meal claimants 2005-2012¹

	2005	2006	2007	2008	2009	2010	2011	2012
1	Fullers Slade	Fullers Slade	Beanhill	Beanhill	Netherfield	Netherfield	Beanhill	Tinkers Bridge
2	Netherfield	Tinkers Bridge	Netherfield	Fullers Slade	Fishermead	Fishermead	Netherfield	Stacey Bushes
3	Bradville	Netherfield	Fishermead	Fishermead	Simpson	Beanhill	Fishermead	Beanhill
4	New Bradwell	Beanhill	CMK	Netherfield	Beanhill	Stacey Bushes	Tinkers Bridge	Fishermead
5	Hodge Lea	Conniburrow	Water Eaton	Greenleys	Stacey Bushes	Coffee Hall	Stacey Bushes	Netherfield
6	Tinkers Bridge	Water Eaton	Conniburrow	Tinkers Bridge	Greenleys	Conniburrow	Coffee Hall	Coffee Hall
7	Fishermead	Fishermead	Tinkers Bridge	Conniburrow	Conniburrow	Fullers Slade	Fullers Slade	Water Eaton
8	Greenleys	New Bradwell	Fullers Slade	New Bradwell	Water Eaton	Greenleys	Water Eaton	Fullers Slade
9	Galley Hill	Greenleys	Greenleys	Hodge Lea	New Bradwell	Tinkers Bridge	Redhouse Park	Conniburrow
10	Water Eaton	Stacey Bushes	New Bradwell	Water Eaton	Bradville	Central Milton Keynes	Conniburrow	Stantonbury

Table 2 below shows the total number of claimants for the top ten estates in 2012.

Table 2: Free School Meals claimants in the top ten estates 2012ⁱ

Name	Numbers	Rate
Tinkers Bridge	69	396.6
Stacey Bushes	89	378.7
Beanhill	130	364.1
Fishermead	366	335.5
Netherfield	265	323.6
Coffee Hall	142	320.5
Water Eaton	625	313.9
Fullers Slade	146	306.7
Conniburrow	186	292.0
Stantonbury	178	273.4
Milton Keynes	5,895	145.1

ⁱ Excludes estates with a very small number of pupils.